

18th Biennial Forum of Government Auditors

CITY OF SAN ANTONIO'S POST FINANCIAL CRISIS OUTLOOK



Presented by Peter Zanoni, Assistant City Manager



Presentation Overview

- Budget Highlights
- FY 2009 Challenges
- FY 2010 Budget Reductions
- Economic Outlook
- FY 2011 Forecast



2



Budget Highlights

Total Consolidated Budget – All Funds	\$2.3 Billion
FY 2010 General Fund Budget	\$887 Million
Restricted / Enterprise Funds	\$700 Million
FY 2010 Capital Improvements Program	\$715 Million

- All Funds Authorized Positions: 11,613
 - General Fund Civilian Positions: 3,646
 - Uniform Police Positions (w/ Grant Funded): 2,352
 - Uniform Fire Positions: 1,653

3

18th Biennial Forum of Government Auditors

FY 2009 Challenges



FY 2009 Steps to Balancing FY 2010

- Hiring freeze initiated for non-public safety positions
- Property Tax, Sales Tax, and Utility Revenue \$49 Million below planned amount thru first 6 months in FY 2009
 - General Fund Revenues 5.5% below planned budget
 - Sales tax collections down for five consecutive months
- Five Year Financial Forecast presented to City Council
 - Projected shortfall of \$11.2 M for FY 2010 and \$67.5 M for FY 2011 revealed
- Staff recommended and City Council approved FY 2009 Mid-Year Budget Adjustment to reduce General Fund spending by \$31.5 M to offset declining revenues

5



FY 2009 Mid-Year Budget Adjustment

- Deferred \$15.3 M in street maintenance contract expenditures funded with “one-time” revenues
- Savings from non-uniform hiring freeze
- Fuel budget savings
- Other efficiency savings in departmental budgets



6

18th Biennial Forum of Government Auditors

FY 2010 Budget Reductions



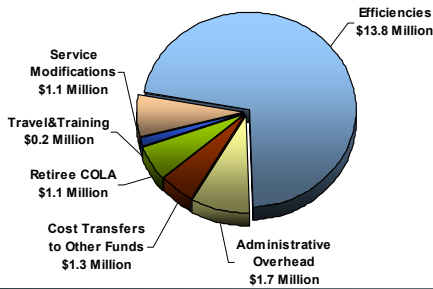
FY 2010 Balanced Budget

- Includes \$19.2 M in spending reductions
 - 332 positions eliminated, no layoffs
 - No cost of living increases for civilian, uniform, or retired employees
- FY 2010 Budget represents 5% decrease in General Fund expenditures compared to FY 2009 Budget
- Five Year Financial Forecast presented to City Council
 - Projected shortfall of \$48 M to \$61 M for FY 2011
- Staff recommended and City Council approved FY 2010 Mid-Year Budget Adjustment

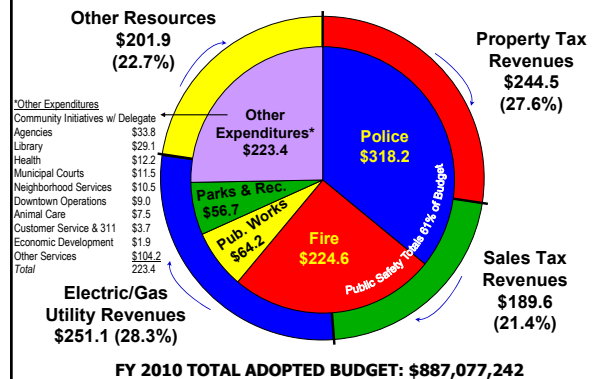


General Fund Reductions

General Fund Reductions Generate \$19.2 Million for Balanced FY 2010 Budget and FY 2011 Budget-Plan



GENERAL FUND AVAILABLE RESOURCES DISTRIBUTED OVER MAJOR SPENDING AREAS (\$ in millions)



San Antonio Economy

- Local consumer spending remains weak
- Unemployment rate is 7.5%, up from last month
- Home sales up in March due to first-time homebuyer tax credit, however prices fell about 4.6% and inventories increased to 7.8 months
- Overall, San Antonio Economy expected to at least grow simultaneously with the U.S. economy



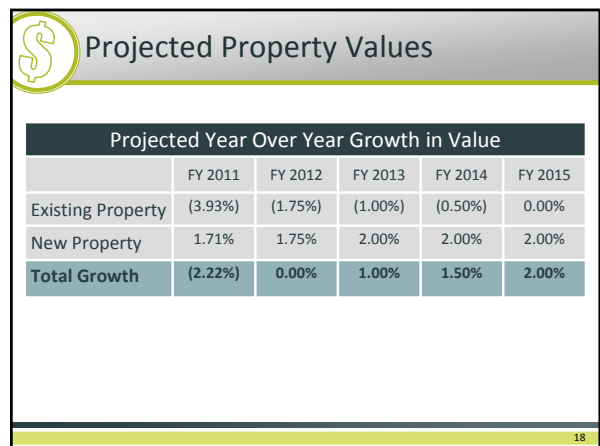
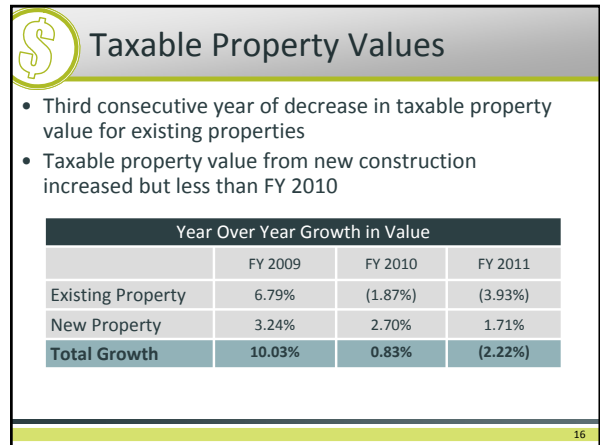
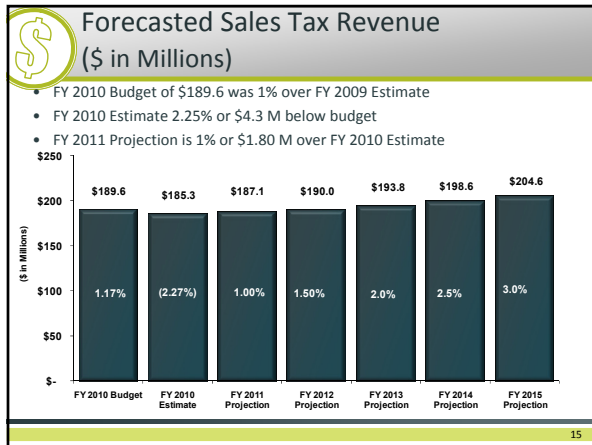
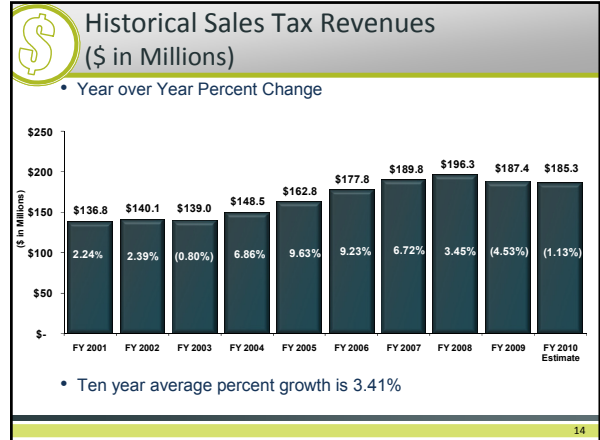
18th Biennial Forum of Government Auditors

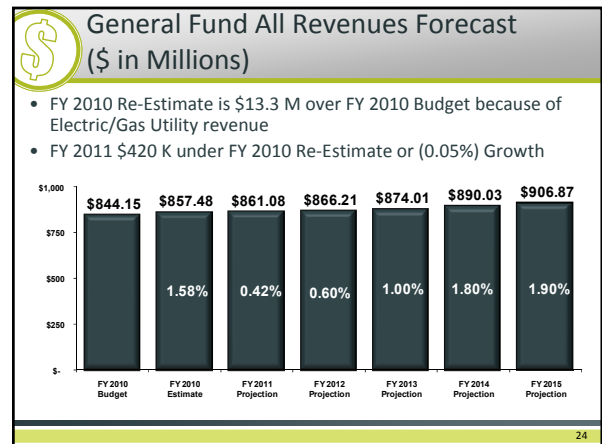
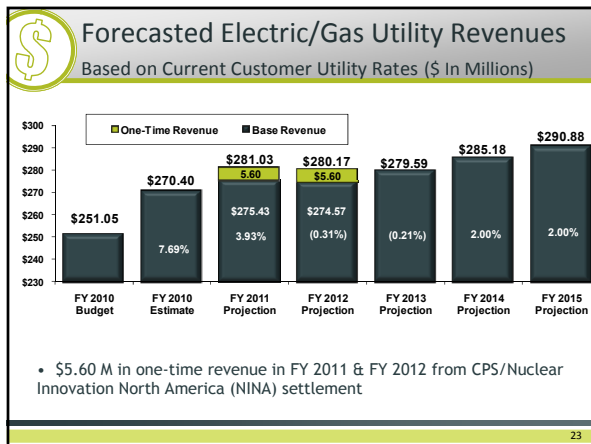
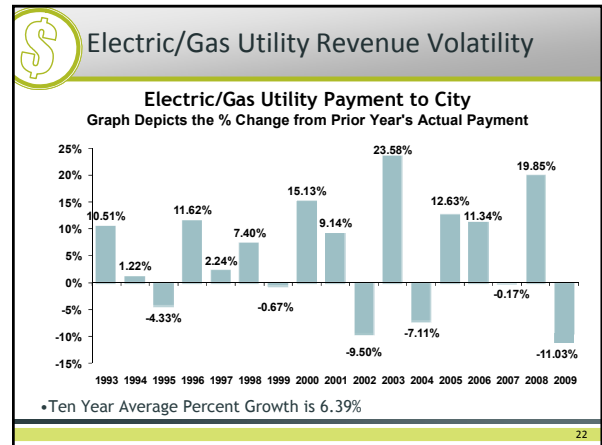
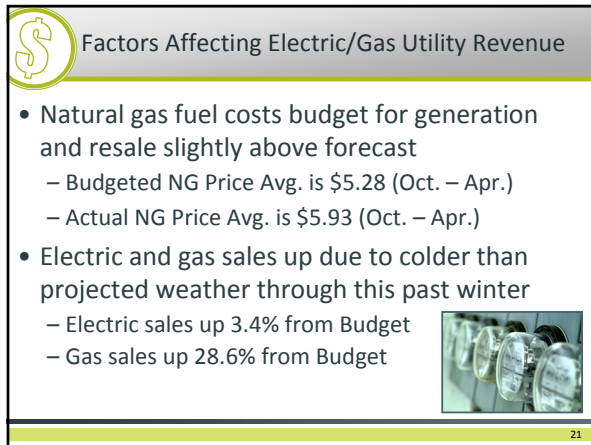
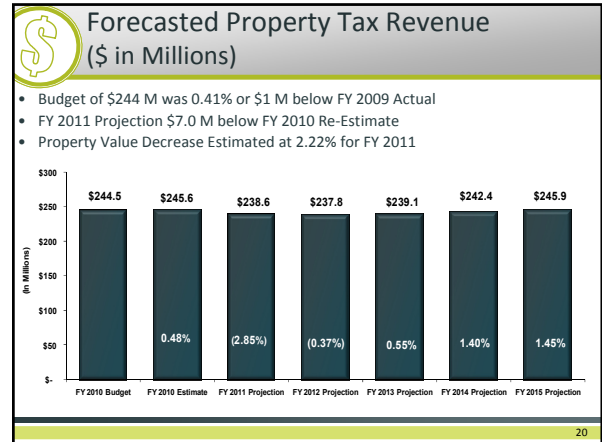
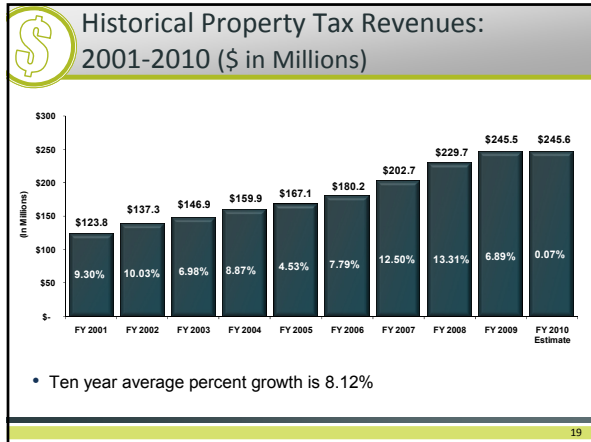
Economic Outlook



18th Biennial Forum of Government Auditors

FY 2011 Forecast





18th Biennial Forum of
Government Auditors

CITY OF SAN ANTONIO'S
**POST FINANCIAL
CRISIS OUTLOOK**



Presented by Peter Zaroni, Assistant City Manager